



30
years
POND KING
INC.
1995 | 2025

Bringing Ponds Alive
SINCE 1995

5924 WEST US HIGHWAY 82
GAINESVILLE, TX 76240
WWW.PONDKING.COM | (940) 305-6002

Updated January 2025

Our Mission

TO GET MORE FAMILIES AND FRIENDS TO SPEND MORE TIME TOGETHER....

Down at the Pond



Our Commitment to Quality

We build all our products to last a lifetime for you and your family, with little to no maintenance. Our small pontoon boats are made almost entirely from aluminum, so they can be left out on the pond without having to worry about tarping or bailing out water. We build our floating dock frames from the highest quality metals and use some of the densest composite decking on the market to prevent splintering and cracking. We use food storage quality plastic to make our artificial fish habitat, so it won't ever off-gas harmful toxins into your pond. We choose the highest quality materials to build our products because we believe you should get the very best value for each hard-earned dollar you spend with us.



Our Commitment to Customer Service



We're celebrating our 30th anniversary this year, and we've made it this far because we believe good business is based on good relationships. That's why our biologists are always willing to answer questions about your pond, even if it doesn't result in you buying something from us. We warranty every product we manufacture and go out of our way to make sure you get the most value possible from your purchase. And we love talking to our customers. If you don't believe that, give us a call. We'll prove it.

CONTENTS

Lake Management Services	4	Turtle Traps & Fish Feeders	8	Boats	18
Fish Stocking	7	Fountains & Aerators	10	Floating Docks	32
		Artificial Fish Habitat	12	Hunting Blinds & Feeders.....	38

The Pond King Difference

Texas weather provides a unique set of challenges when it comes to fisheries management and experience is the best teacher. Combined, our biologists have more than four decades of experience managing fisheries in this climate. They'll help you navigate the extreme temperatures, sudden storms, and the other issues unique to our region so you can accomplish your goals, whether that's growing trophy class fish or creating a retreat destination.

LAKE MANAGEMENT PLANS

A healthy pond means healthy fish

Our biologists and technicians have the knowledge and the tools to effectively solve lake management problems early on, thereby preventing unnecessary expenditures and stresses associated with owning a pond or lake. Let our professionals manage for your objectives with regularly scheduled services including an on-site evaluation, preventative maintenance, and relevant improvements to your fishery through one of our maintenance contracts.

Estimating the cost of your maintenance contract is quick and easy. Scan the code to fill out our online calculator or contact us directly. The cost for a maintenance contract is determined by the number of ponds to be maintained, size(s), location(s), and the services you select, with a minimum of two services required. We also offer these services on-demand, without a contract.



Lake & Pond Management

ELECTROFISHING SURVEY

Get more from your lake with annual surveys

Using advanced electrofishing equipment, Pond King biologists safely and efficiently sample your fish populations. The data collected is analyzed and integrated into a lake management report specific to your goals. Each report contains our recommendations for critical management elements, including forage stocking, predatory harvest, habitat enhancement, and vegetation management.

www.pondking.com | (940) 305-6002

NOT ALL FISHERIES ARE CREATED EQUAL, BUT WE CAN HELP MAKE YOURS OUTSTANDING.



Learn More

*Watch a survey
in action!*



Electrofishing Survey



BASS HARVEST

Reduce competition to grow larger bass

Successful harvest is a critical component of any management plan when controlling largemouth bass populations. We utilize electrofishing equipment to assist in the removal of size-specific bass so you can focus on raising and catching the fish of a lifetime.

LAKE FERTILIZATION

Create a better foundation for your ecosystem

Lake fertilization is a highly effective management technique that can transform the productivity of your fishery. A fertilized pond can produce up to four times as many pounds of fish per acre each year than a non-fertilized pond.

WATER QUALITY MONITORING

Looks can be deceiving - know what's in your water

Regular sampling and reporting of water quality parameters can help prevent harm to your fishery. Using data collected in the samples, we can develop a plan so you can enjoy your lake at its best.

VEGETATION CONTROL

Effective treatment that won't harm your fish

Controlling aquatic vegetation on your own can be difficult. Using herbicides or biological controls, our licensed commercial applicators can help you effectively manage vegetative growth.

AERATION SYSTEM MAINTENANCE

Keep your fountains operating at their best

Fountains, air diffusers, and surface aerators keep your pond looking beautiful and assist in supplying fish with oxygen during seasonal changes. We ensure these fixtures receive the maintenance they require.

FISH FEEDER MAINTENANCE

Spend your time fishing, not maintaining feeders

Using automatic fish feeders with the appropriate pelleted food can help establish a self-sustaining forage base. We ensure your feeders are consistently working, helping you achieve your fisheries goals.

TURTLE REMOVAL

A simple solution for a common nuisance

Our turtle traps help reduce the number of nuisance turtles in your pond. Installed and monitored by our biologists, these traps ensure the regular removal of captured turtles.

The Pond King Difference

Stocking fish in Texas is a tricky business. Fish get stressed during transportation. Couple that with extreme heat or cold, and survival rates can plummet. Our fisheries biologists will help you choose the optimally-sized species and ideal quantities to reach your goals. And they have decades of experience safely delivering healthy fish at the right time of year to maximize their survival rate and your budget.

One-Acre Stocking Recommendations

GAMEFISH COMBINATION

Want a little bit of everything? This plan includes bass, crappie, and catfish and is a good combination for ponds 1 acre and up. Please everyone from kids with a Snoopy reel to avid fisherman who like a variety.

- 200 6-8" Channel Catfish
- 150 3-4" Black Crappie
- 80 6-8" Largemouth Bass
- 700 3-4" Coppernose Bluegill
- 15 lbs. Fathead Minnows

CATFISH-HYBRID BLUEGILL

This is a great stocking strategy for small ponds that are less than 1 acre. Catfish and hybrid bluegill grow quickly on feed and will not overpopulate. You could also add some hybrid stripers to the mix for a little variety.

- 400 6-8" Channel Catfish
- 500 4-4.5" Hybrid Bluegill
- 10 lbs. Fathead Minnows



Fathead Minnow



Golden Shiner



Coppernose Bluegill



Redear Sunfish



Channel Catfish



Largemouth Bass



Black Crappie

TROPHY BASS MIX 1

This plan has everything you need to start growing some lunkers. We use specifically sized baitfish and bass, so we can stock both at the same time. This saves time and will produce bass over 3 pounds by the third season.

- 100 1-3" Largemouth Bass
- 200 1-3" Redear Sunfish
- 800 1-3" Coppernose Bluegill
- 10 lbs. Fathead Minnows

TROPHY BASS MIX 2

Want to start catching bass this season? Use this plan and you will be setting a hook within a few months. Again, everything is included and sized correctly to produce bass over 3 pounds by the second season.

- 80 6-8" Largemouth Bass
- 200 3-4" Redear Sunfish
- 800 3-4" Coppernose Bluegill
- 15 lbs. Fathead Minnows

TROPHY BASS MIX 3

Want to take the family fishing next weekend? Better check the gear, because these bass are ready to fight! Grab some of our premium floating fish food and you'll soon need the wide-angle lens on the camera to capture your next proud moment.

- 70 lbs. Adult Largemouth Bass
- 200 4-4.5" Redear Sunfish
- 800 4-4.5" Coppernose Bluegill
- 20 lbs. Golden Shiners

Fish Stocking Services

STOCKING FISH IN THE EXTREME TEMPERATURES OF TEXAS REQUIRES SPECIALIZED EXPERIENCE. WE MEASURE OURS IN DECADES, NOT YEARS.

Fish drawings courtesy of Joseph Tomelleri

Pond Management Products

MANAGED FISHERIES HAVE SPECIALIZED NEEDS. WE HAVE SPECIALIZED SOLUTIONS.

- Premium Trap: Fully welded aluminum frame
- Standard Trap: Partial aluminum frame
- Aluminum flippers
- Stainless steel hinges
- 23"x25"x16" cage with coated, galvanized panels
- Molded vinyl fenders
- Holds up to 50 adult sun-bathing turtles



*Premium Trap
Full Welded Frame*



The Pond King Difference

All our Pond Management products are designed with ease of use in mind and manufactured using the highest quality materials to ensure they last a long, long time.

www.pondking.com | (940) 305-6002

A feeder for every situation

Even with the right mix of bait and game fish in your pond you may want to add more calories to your feeding program to grow those trophy bass and catfish. All three of these feeder options will allow you to supplement the food source of your pond or lake to grow bigger fish faster, so just choose the one with the right mounting options for your pond: floating, dock mount, or bankside.



MOUNTED FISH FEEDER

- All-aluminum, welded frame & stainless steel hardware
- Premium powder coat
- 6-volt solar panel and battery
- “The Timer” – programmable up to 6 times daily
- Varmint guard
- Free up deck space - mounts to 2” square tube
- Drops half of feed straight down and other half about 3’-4’ out in a semi-circle
- 50 lbs. capacity



TEXAS AVENGER FISH FEEDER

- Solid steel construction
- Throws feed up and away about 15’-20’ from dock or bank
- 12-volt system with solar panel and battery
- Tilts 45° with 180° horizontal rotation
- “The Timer” – programmable up to 6 times daily
- Hinged lid with strut
- 100 lbs. or 250 lbs. capacity

FLOATING FISH FEEDER

- All-aluminum, welded frame & stainless steel hardware
- Premium powder coat
- Includes “The Timer” for feeding up to 6 times daily
- 12-volt solar panel and battery
- Varmint guard
- Dispenses feed about 6’-8’ out from feeder
- 100 lbs. capacity



Floating Feeder Add-Ons

- Weighted loop anchor kit - *Includes: 100’ rope, stake, solid concrete block & swivels*
- On-demand remote control



VFX Aerating Fountains

Aeration provides your lake with an insurance policy by delivering a constant and predictable source of oxygen. This policy provides you with overall better water quality, algae control, better growth rates in fish, and better fish health and immunity. But really, the single most important reason to add aeration is to reduce risk of losing all of your hard work and money to a fish kill.

AERATING AND DECORATIVE FOUNTAINS

Delivering both superior oxygenation and aesthetic brilliance

- Visually appealing spray patterns
- Breaks surface tension of the water to allow for better oxygen diffusion
- Decorative nozzles available that allow for an array of spray patterns
- Light kits allow for 24-hour enjoyment of fountains

DECORATIVE FOUNTAINS	HP
4400 JF (120v)	1
8400 JF (240v)	2

LIGHT KITS
LED3C11 (3 lights)
LED6C11 (6 lights)
RGB3C5 (3 lights - remote controlled)
RGB6C5 (6 lights - remote controlled)

AERATING FOUNTAINS <i>1.5 hp/acre recommended</i>	HP	DISPLAY SIZE
3400 VFX (120v)	3/4	5.5' H x 21' W
4400 VFX (120v)	1	8' H x 26' W
8400 VFX (240v)	2	8' H x 32' W



J-Series Fountain w/ Mahogany Premium Nozzle

POND SURFACE AERATORS

- Breaks up the surface water to allow for oxygen diffusion
- Designed for smaller/shallower ponds (10' or less)
- More function based than aesthetically pleasing
- Greatly reduces the risk of a fish kill

SURFACE AERATORS <i>1 hp/acre recommended</i>	HP	MINIMUM DEPTH
3400 AF (120v with bottom screen)	3/4	18"
4400 AF (120v with bottom screen)	1	19"
8400 AF (240v with bottom screen)	2	20"



Authorized Distributor

BOTTOM BASED AERATORS

- Designed for deeper water (10' or deeper)
- Circulates water to reduce stratification
- Limits low oxygen water from settling on the bottom
- Works best in conjunction with surface aeration

ROBUST AIRE BOTTOM BASED AERATION SYSTEMS	SURFACE ACRES
RA-2 (2 Diffusers)	1-2
RA-3 (3 Diffusers)	2-3
RA-4 (4 Diffusers)	3-4



Surface Aerator



Bottom Air Diffuser

Aerators & Fountains

WHEN IT COMES TO PROTECTING YOUR INVESTMENT, AN OUNCE OF PREVENTION IS WORTH A POUND OF CURE.

The Pond King Difference

SNAG-FREE FISHING DESIGN

Flexible limbs prevent tangles, making fishing easier and more enjoyable.

BUILT TO LAST

Made from durable high and low-density polyethylene to withstand years of use in your pond.

SAFE FOR YOUR ENVIRONMENT

Crafted from materials that don't release harmful toxins, keeping your pond healthy.

PROMOTES A THRIVING ECOSYSTEM

High surface area encourages the growth of beneficial periphyton to support aquatic life.



Fish Habitat

ALL FISH NEED COVER AT VARIOUS LIFE STAGES, FOR VARIOUS REASONS. WE HAVE ARTIFICIAL HABITAT TO COVER ALL OF THEM.

QUICK AND EASY TO USE

Requires little to no assembly, so you can set it up and enjoy it right away.

STABLE AND RELIABLE

Includes built-in weights to ensure the structure stays securely in place.

NO HARMFUL ADHESIVES

Designed without toxic glues, ensuring safety for your fish and wildlife.

MADE IN THE U.S.A.

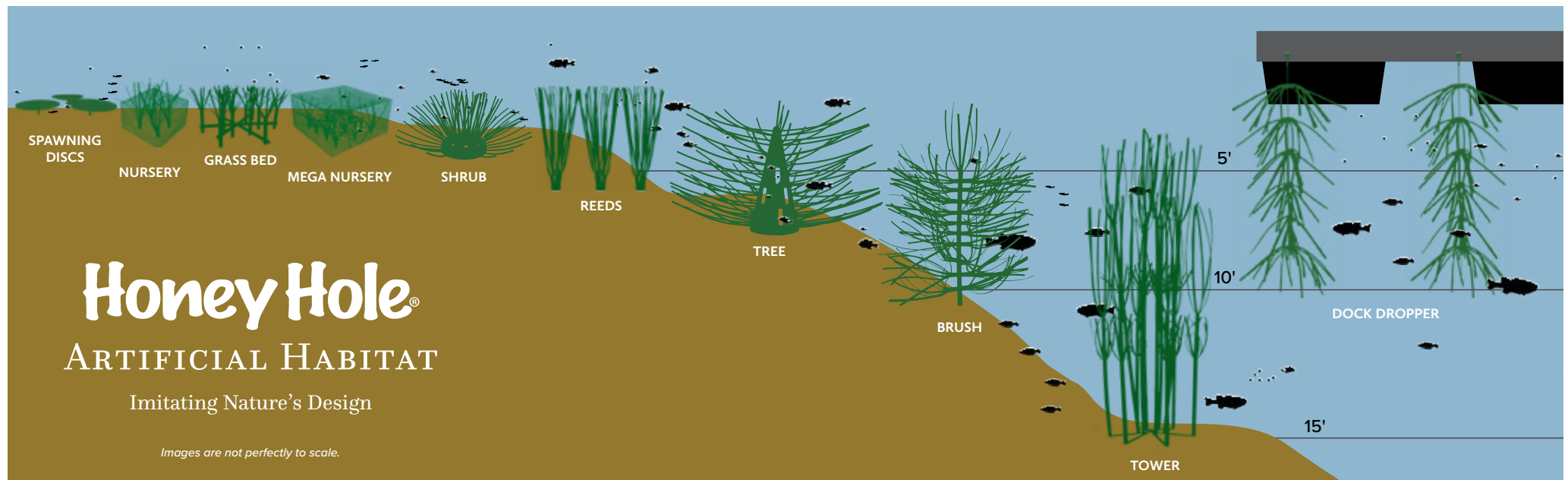
Proudly manufactured to deliver quality you can trust while supporting American craftsmanship.



At a Glance...

Patent #8,020,515 B2


<i>I want habitat that will...</i>	SPAWNING DISC	NURSERY	GRASS BED	MEGA NURSERY	SHRUB	REEDS	TREE	BRUSH	TOWER	DOCK DROPPER
Promote baitfish production and survival	•	•	•	•	•	•		•		
Provide cover for intermediate-sized fishes			•	•	•	•	•	•		
Primarily attract gamefish							•		•	•
Attract fishes that suspend in deep water							•		•	•
<i>Honey Hole Specs Comparison</i>	SPAWNING DISC	NURSERY	GRASS BED	MEGA NURSERY	SHRUB	REEDS	TREE	BRUSH	TOWER	DOCK DROPPER
Recommended Depths for Usage	2 ft. - 4 ft.	2 ft. - 3 ft.	2 ft. - 3 ft.	4 ft. - 5 ft.	3 ft. - 6 ft.	4 ft. - 6 ft.	6 ft. - 10 ft.	7 ft. - 10 ft.	10 ft. - 12 ft.	15+ ft.
Limb/Leaf Count	3 or 12 Discs	4 Stems 32 Leaves	12 Stems 96 Leaves	12 Stems 96 Leaves	84 Limbs	9 Stems 72 Leaves	93 Limbs	10 Limbs 166 Leaves	12 Limbs 168 Leaves	12 Limbs 192 Leaves
Usable Surface Area	2.18 sq. ft.	Volume: 8 cu. ft.	14.7 sq. ft.	Volume: 32 cu. ft.	84 sq. ft.	30 sq. ft.	116 sq. ft.	35 sq. ft.	105 sq. ft.	38 sq. ft.
Product Height	On Stake: 12 in. On Weight: 8 in.	2 ft.	2 ft.	2 ft.	2.5 ft.	4 ft.	4.5 ft.	6 ft.	9.5 ft.	14 ft.
Product Footprint	20 in. x 20 in.	2 ft. x 2 ft.	4 ft. x 4 ft.	4 ft. x 4 ft.	6 ft. x 6 ft.	4 ft. x 4 ft.	7 ft. x 7 ft.	4 ft. x 4 ft.	7 ft. x 7 ft.	4 ft. x 4 ft.



Habitat for Early Life Stages in Shallow Water

Patent #8,020,515 B2

Spawning Disc	Nursery	Mega Nursery	Grass Bed	Shrub
---------------	---------	--------------	-----------	-------








Images are not to scale.

<ul style="list-style-type: none"> Increases pre-hatch survivorship by keeping eggs free from silt Improves hatching success by as much as 300-400% 	<ul style="list-style-type: none"> Mesh enclosure provides maximum protection from predation Honey Hole Grass stems accumulate periphyton, a critical food source for the fry Greatly increases recruitment of forage species Increased survival rates reduce need for yearly supplemental stocking of forage fish 	<ul style="list-style-type: none"> Grass-like leaves mimic natural structure found in shallow areas and along the shoreline Improves baitfish reproduction and survival 	<ul style="list-style-type: none"> Creates refuge through the close positioning of limbs, internal shelter, and 12 diamond shaped holes on the main body Medium, shallow depth habitat to increase survival of forage species 	
Height on Stake (ft.): 1 Height on Weight Bracket (ft.): .67 Disc Weight (lbs.): 2 Footprint (ft.): 1.67 x 1.67 Surface Area (sq. ft.): 2.18 Water Depth (ft.): 2 - 4	Stem Count: 4 Leaf Count: 32 Height (ft.): 2 Weight (lbs.): 6 Volume (cubic ft): 8 Footprint (ft.): 2 x 2 Water Depth (ft.): 2 - 3	Stem Count: 12 Leaf Count: 96 Height (ft.): 2 Weight (lbs.): 30 Volume (cubic ft): 32 Footprint (ft.): 4 x 4 Water Depth (ft.): 4 - 5	Stem Count: 12 Leaf Count: 96 Height (ft.): 2 Weight (lbs.): 7 Footprint (ft.) 4 x 4 Surface Area (sq. ft.): 14.7 Water Depth (ft.) 2 - 3	Limb Count: 84 Height (ft.): 2.5 Weight (lbs.): 18 Footprint (ft.): 6 x 6 Surface Area (sq. ft.): 84 Water Depth (ft.): 3 - 6
Minimal Assembly	Minimal Assembly	Approx. 1.5 hrs. Assembly	Minimal Assembly	Minimal Assembly
Includes: (3 or 12) 20" Discs (3 or 12) 9" PVC Stakes OR Steel, Powder Coated Weight Brackets (3 or 12) Flat Washers (stake option only) (3 or 12) Phillips Head Screws OR Self-Drilling Screws	Each Unit Includes: (1) Mesh Enclosure (4) 24 in. Honey Hole Grass Limbs (1) Marker Float & Rope	Each Unit Includes: (1) Mesh Enclosure (12) 24 in. Honey Hole Grass Limbs (1) Marker Float & Rope	Each Unit Includes: (3) 46.75" Base Limbs (12) 2' Stems (1) Galvanized Steel Weight	Each Unit Includes: (1) Dome Base (84) 26" Limbs (1) Steel, Powder Coated Weight

Habitat for Juvenile Life Stages in Moderate & Deeper Water

Images are not to scale.

Reeds	Tree	Brush	Tower	Dock Dropper
				
<ul style="list-style-type: none"> Structural intricacy imitates the natural cover of submerged aquatic plants that attract gamefish Improves baitfish reproduction and survival 	<ul style="list-style-type: none"> Allows intermediate fish to seek cover and find ambush positions in the vertically aligned holes Spacing between limbs allows larger gamefish to pursue prey Large, mid-depth habitat for sportfish that associate with cover 	<ul style="list-style-type: none"> Provides a permanent solution for creating brush-like cover in ponds or lakes Self-righting, deploy from boat or shore Offers cover for intermediary fish as they venture into deeper water 	<ul style="list-style-type: none"> Quick and easy to put together for assembly-line style, lake-side production Smooth, flexible limbs help deflect fishing lures, reducing snagged lures Works especially well when deployed along drop-offs, deep bays, and creek channels 	<ul style="list-style-type: none"> Versatile vertical habitat - can be deployed as single 20' stringer or double 10' stringers from a single unit Designed specifically for dock owners who want to turn their dock into a mega structure for fishing Quickly attracts and holds species that suspend near structure
<p>Stem Count: 9 Leaf Count: 72 Height (ft.): 4 Weight (lbs.): 9 Footprint (ft.): 4 x 4 Surface Area (sq. ft.): 30 Water Depth (ft.): 4 - 6</p>	<p>Limb Count: 93 Height (ft.): 4.5 Weight (lbs.): 28 Footprint (ft.): 7 x 7 Surface Area (sq. ft.): 116 Water Depth (ft.): 6 - 10</p>	<p>Limb Count: 10 Leaf Count: 166 Height (ft.): 6 Weight (lbs.): 7 Footprint (ft.): 4 x 4 Surface Area (sq. ft.): 35 Water Depth (ft.): 7 - 10</p>	<p>Limb Count: 12 Leaf Count: 168 Height (ft.): 9.5 Weight (lbs.): 32 Footprint (ft.): 7 x 7 Surface Area (sq. ft.): 105 Water Depth (ft.): 12 - 15</p>	<p>Limb Count: 12 Leaf Count: 192 Height (ft.): 10 (each string) 20 (total) Weight (lbs.): 8 Footprint (ft.): 4 x 4 Surface Area (sq. ft.): 38 Water Depth (ft.): 10 - 20</p>
<p>No Assembly</p>	<p>Minimal Assembly</p>	<p>Minimal Assembly</p>	<p>Minimal Assembly</p>	<p>No Assembly</p>
<p>Includes:</p> <ul style="list-style-type: none"> (3) 4"x4" Galvanized Bases (9) Reed Stems - (3) Stems per Base 	<p>Each Unit Includes:</p> <ul style="list-style-type: none"> (1) Cone Base (93) 36" Limbs (1) Steel, Powder Coated Weight Ring 	<p>Includes:</p> <ul style="list-style-type: none"> (1) Shroud Retainer (1) Plastic Float (10) 4' Horizontal Limbs (1) 6' Stem with Weight 	<p>Includes:</p> <ul style="list-style-type: none"> (1) Galvanized Steel Base (12) Limbs (6) 10" Stems (24) Shroud Retainers 	<p>Includes:</p> <ul style="list-style-type: none"> (2) 10' Sections of 1/4" Nylon Rope, each with (6) 4' Stems Vertically Spaced 15" apart (12) 13" x 1/2" Spacers (2) Chain Weights (2) Carabiner Clips

Packages

Need help finding the right habitat?

Our quick-start habitat packages are designed to create the perfect environment for fish growth and reproduction. Each package is based on your pond size and includes a variety of easy-to-ship, easy-to-deploy structures that provide shelter, feeding, and breeding areas, improving fish populations and overall water health. Whether you're starting from scratch or supplementing existing habitat, these versatile packages offer a great foundation for a thriving fishery. Remember, habitat enhancement can be done incrementally—add to your pond each season according to your budget to achieve your dream fishery!

1/2 ACRE PACKAGE

This is a great starter pack for a pond with little naturally occurring cover, providing at least some structure at several key life-stages and depths.

Includes:

- (4) Honey Hole Grass Bed
- (2) Honey Hole Reeds (6 bases)
- (4) Honey Hole Brush

1 ACRE PACKAGE

This package provides ambush points for predator fish and prime fishing spots, improving predator-prey interactions and supporting healthy fish populations—perfect for anglers and productive fisheries.

Includes:

- (8) Honey Hole Grass Bed
- (4) Honey Hole Reeds (12 bases)
- (12) Honey Hole Brush

3 ACRE PACKAGE

Designed for larger ponds, where you typically have deeper water, this package provides coverage throughout the water column and enhances areas with limited natural structure, creating essential shelter and feeding zones for fish.

Includes:

- (15) Honey Hole Grass Beds
- (12) Honey Hole Reeds (36 bases)
- (20) Honey Hole Brush
- (8) Honey Hole Tower



Honey Hole Tree
Underwater

Have a bigger lake?

For larger and more diverse lakes, we also offer customized habitat packages - including our full line of premium habitat products - tailored to your specific needs. Whether you're managing a large private lake or a community reservoir, our team can design a comprehensive, higher diversity habitat solution to maximize fish health and sustainability.

CONTACT US TO QUOTE A CUSTOM PACKAGE

Earn rewards when you shop online at pondking.com



How it Works

Activate your account by providing your name and email address and you're already on your way to earning store credit.



Earning Pond Bucks

After you sign up, each time you purchase a product manufactured by Pond King on pondking.com, you'll receive Pond Bucks in the form of store credits in your account. Buy artificial fish habitat, earn Pond Bucks. Buy a dock, earn Pond Bucks. Buy a boat, earn Pond Bucks. Buy a turtle trap, earn Pond Bucks. Buy a Pond King fish feeder, earn Pond Bucks. You get the picture...



Spending Pond Bucks

Each time you buy a Pond King product on pondking.com, you'll receive an email notifying you that you've received Pond Bucks and how many you've earned. The email will also include a gift code to use at check out the next time you purchase something at PondKing.com.

Once you've earned \$25 Pond Bucks, you're eligible to convert those to Bass Bucks to spend at our tackle shop, LakeProTackle.com, by sending us an email at admin@pondking.com.

The Pond

MEMBERSHIP CLUB

If you love spending time "Down at the Pond" as much as we do, join The Pond Membership Club to get the most from your Pond King experience.



Member Benefits

- Account Management
- In-Store credit for PondKing.com purchases
- The ability to use your store credits at our tackle shop



Ultraskiff

A ONE-MAN BOAT OFFERING UNOBSTRUCTED 360-DEGREE ACCESS TO FISH ON YOUR LINE.



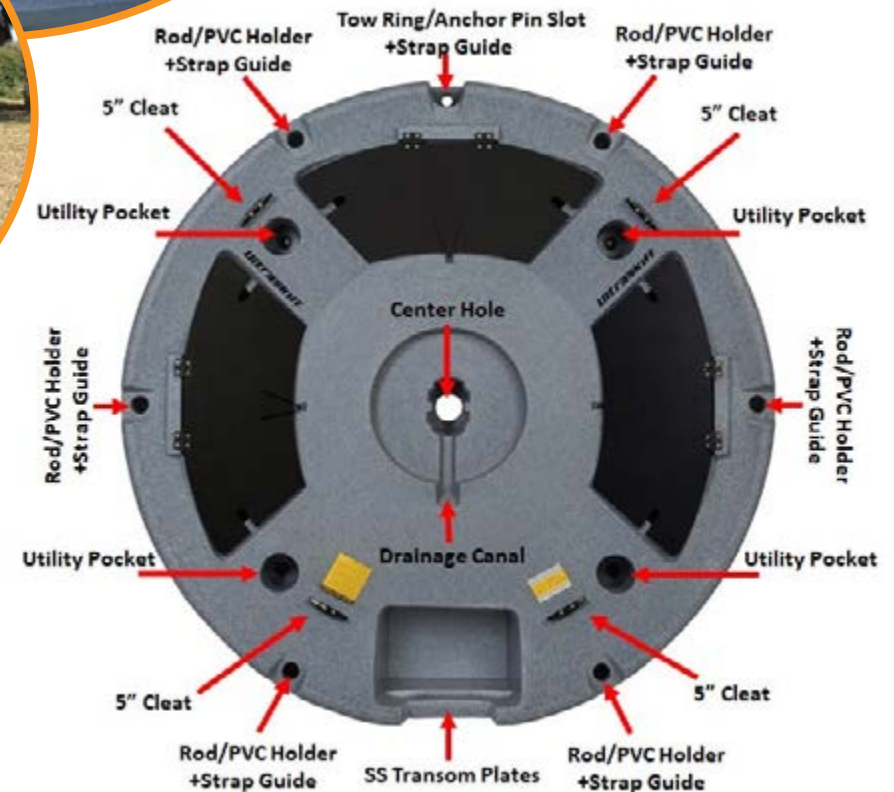
"Four Thumbs Up!"

I finally got a chance to get my skiff on the water today. Let me tell you, this is probably the best invention since sliced bread and beer in can!!! The design is great, the balance was great, it was super easy to maneuver across the water. I give it two thumbs up on every aspect I can think of, and my buddy gives it another two. THAT'S 4 THUMBS UP!

-Joshua | Casselberry FL

Standard Features

- (3) Deep, Wide, Elevated Storage Compartments
- (1) Battery Compartment
- (4) Large Cup Holder/Utility Pockets
- (4) 5" Cleats with threaded inserts underneath
- (4) Bottom utility inserts hidden in recessed disks
- (1) Molded Tow Ring
- (2) Deep mold-in handles
- (8) Strap Guides
- (6) Rod Holders
- (6) Skegs for tracking and Hull protection
- (1) Bumper/Roll bar
- (1) Drainage canal
- (2) Stainless Steel Transom Plates



Learn More &
Order Online
www.pondking.com

Pontoon Boats

LESS MAINTENANCE MEANS MORE TIME
FISHING. MORE STABILITY MEANS YOU
CAN FISH WITH CONFIDENCE.



"Perfect for my family!"

I cannot say enough good things about this company. Everything went as planned from day 1 of the order to delivery in St. Louis, MO. They make the process easy and build was completed ahead of schedule. This is the boat that I was looking for to get out on smaller lakes in an all electric boat community. The quality and attention to detail was spot on and my family 4,6,15 year olds are having a blast, fishing, swimming and spending the day on the boat. I would highly recommend this company for anyone looking for a custom build with superior quality.

-Justin | Innsbrook, MO 19



"I love my new boat!"

The boat looks great! It is Exactly what I wanted!
It makes my fishing a whole lot easier and enjoyable.
This fish was my very first cast!
Thank you so much for your help!

-Eddie | Conroe, TX

**Build Your Own Boat online at pondking.com
(940) 305-6002**

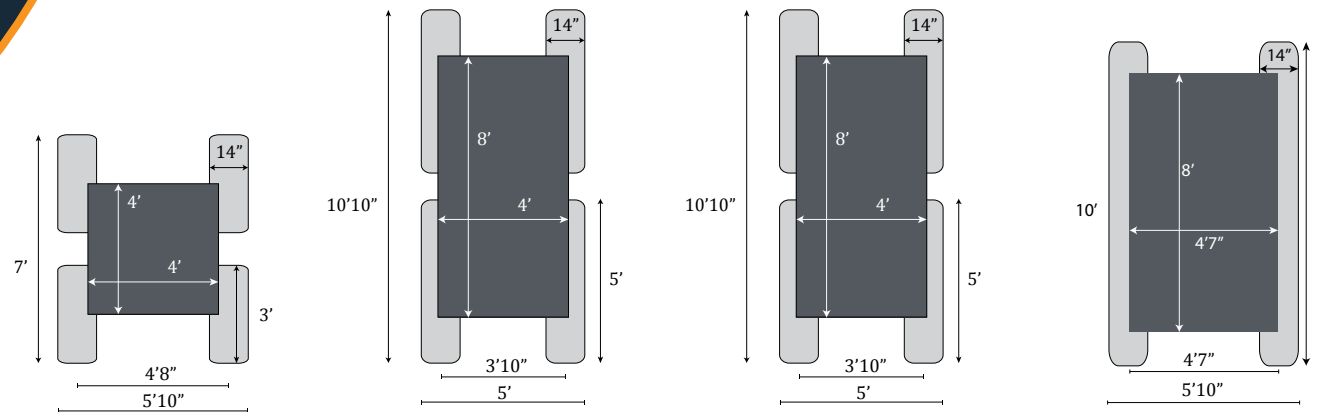


Pontoon Boat Comparison

Mini Pontoon Boats

Our mini pontoon boats may be compact in size, but they are giants in fun and innovation. And, once assembled, you'll have a great little fishing pond jumper.

USE THIS HANDY COMPARISON CHART TO HELP YOU DECIDE WHICH OF OUR BOATS WILL BEST SUIT YOUR NEEDS AND BRING YOU THE MOST PLEASURE!



	REBEL	DO-IT-YOURSELF KIT	PATRIOT	CHAMP
PONTOON DIAMETER	14"	14"	14"	14"
PONTOON THICKNESS	.080"	.080"	.080"	.080"
DECK AREA	16 sq. ft.	32 sq. ft.*	32 sq. ft.	37 sq. ft.
SEAT CAPACITY	1	2	2	2
WEIGHT CAPACITY	400 lbs.	650 lbs.*	650 lbs.	650 lbs.
MOTOR HP CAPACITY	Electric Only	Electric Only	Electric Only	Electric Only
BOAT WEIGHT	150 lbs.	280 lbs.*	220 lbs.	250 lbs.
TRAILER WEIGHT <i>(Trailer not included)</i>	NA	NA	595 lbs.	595 lbs.
LENGTH ON TRAILER	NA	NA	18'8"	18'8"
WIDTH ON TRAILER	NA	NA	7'4"	7'4"
HEIGHT ON TRAILER	NA	NA	42" to top of deck 60" to top of tall rail <i>(seats are removable)</i>	42" to top of deck 60" to top of tall rail <i>(seats are removable)</i>

*Based on recommended materials

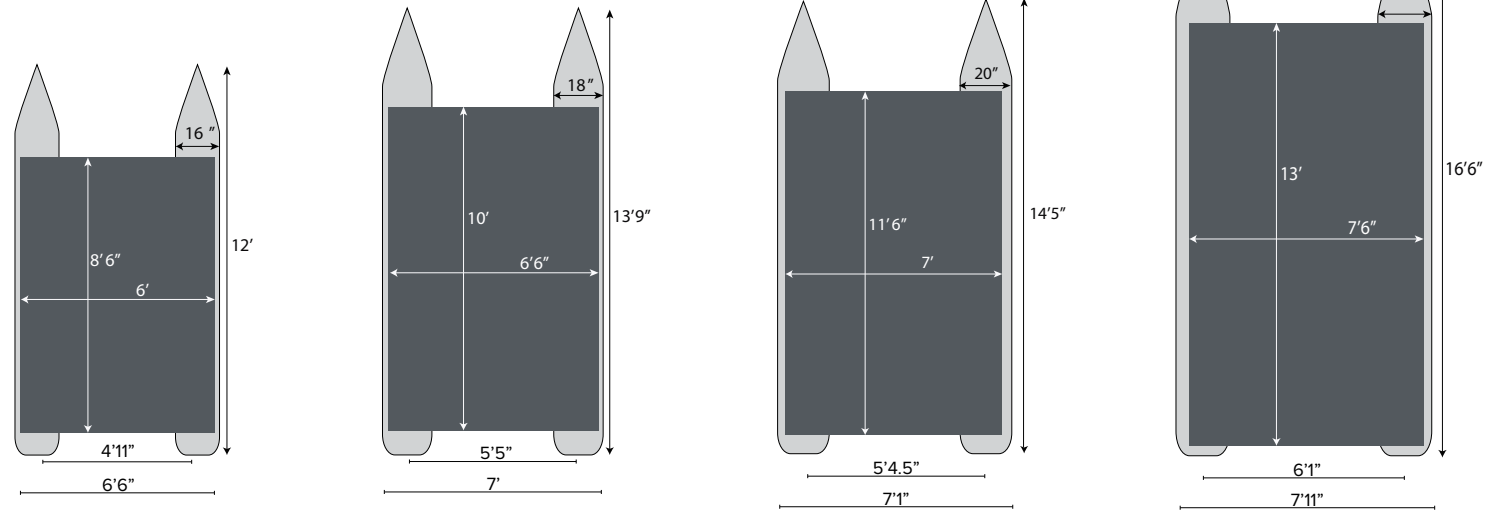
Small Pontoon Boats

Each of our small pontoon boats is custom-made just for you, ensuring a perfect fit for your needs. Built with durable welded aluminum sub-frames, heavy-gauge pontoons, powder-coated aluminum decking, and stainless steel hardware, these boats are designed to be virtually maintenance-free. Enjoy the water with confidence, knowing your boat is built to last!




Choose one of our most popular packages, or Build Your Own Boat online at pondking.com (940) 305-6002

Built from Scratch,
Made to Last.



	SPORT	PRO	ULTRA	ELITE
PONTOON DIAMETER	16"	18"	20"	20"
PONTOON THICKNESS	.080"	.080"	.080"	.080"
DECK AREA	51 sq. ft.	65 sq. ft.	80.5 sq. ft.	97.5 sq. ft.
SEAT CAPACITY	2	4	5	5
WEIGHT CAPACITY	800 lbs.	1,000 lbs.	1,200 lbs.	1,300 lbs.
MOTOR HP CAPACITY	7 hp	15 hp	20 hp	40 hp
BOAT WEIGHT	350 lbs.	475 lbs.	650 lbs.	800 lbs.
TRAILER WEIGHT <i>(Trailer not included)</i>	595 lbs.	595 lbs.	595 lbs.	595 lbs.
LENGTH ON TRAILER	18'8" no outboard 19'6" with outboard	19'8" no outboard 20'8" with outboard	20' no outboard 21' with outboard	21'6" no outboard 22' with outboard
WIDTH ON TRAILER	7'4"	7'4"	7'4"	8'6"
HEIGHT ON TRAILER <i>(To highest point)</i>	51" to top of deck 69" to top of tall rail <i>(seats are removable)</i>	51.75" to top of deck 72.5" to top of tall rail	54" to top of deck 75" to top of tall rail	53" to top of deck 79" to top of tall rail 86" to top of console

THE TRUE *DO-IT-YOURSELF* BOAT KIT



*You build the deck,
we'll build the pontoons.*

- (4) All-aluminum, welded pontoons
- The hardware for bolting our pontoons to the 4'x8' frame you build out of 2x4s and a sheet of plywood
- A list of the materials you'll need to build your own deck
- Complete assembly instructions
- Ships in boxes by Ground Delivery Service

Boat Kits

MINI PONTOON BOAT KITS FOR
THE DO-IT-YOURSEFER




BUILD YOUR OWN BOAT *PLUS* KIT

*Put together a two-man fishing
boat in less than two-hours.*

- (4) All-aluminum, welded pontoons
- The hardware for bolting our pontoons to the frame you build
- A list of the materials you'll need to build your own deck
- Complete assembly instructions
- Pre-cut, grey, marine grade carpet to cover the deck
- Marine grade glue and trowel for spreading
- Trolling motor mount
- 6-piece 6" kick-rail with edge trim package
- Ships in boxes by Ground Delivery Service



www.pondking.com
(940) 305-6002



"American made!"

I'm very pleased with this kit. Everything was packaged well and quality is great. Very detailed instructions and easy to follow with very minimal carpenter skills and tools. I reached out once for confirmation and support got right back to me. Thanks Pond King for making a great product.

-Ryan | Lake Jackson, TX

POND KING REBEL

A modular one-man fishing boat



Specifications

OVERALL LENGTH:	7'
DECK WIDTH:	4'
DECK LENGTH:	4'
DECK MATERIAL:	Marine Grade Plywood <i>(Aluminum Upgrade Available)</i>
FRAME MATERIAL:	Aluminum
SEAT CAPACITY:	1
WEIGHT CAPACITY:	400 lbs.
BOAT WEIGHT:	150 lbs.



Rebel with Mahogany pontoons, aluminum deck & deluxe combo package



Standard Rebel with Silver pontoons, & deluxe combo package



Patriot w/ Aluminum Deck, All-Weather Seats & Battery Box

POND KING PATRIOT

Ready to go when you are!

Specifications

OVERALL LENGTH:	10'10"
DECK WIDTH:	4'
DECK LENGTH:	8'
DECK MATERIAL:	Marine Grade Plywood <i>(Aluminum Upgrade Available)</i>
FRAME MATERIAL:	Aluminum
SEAT CAPACITY:	2
WEIGHT CAPACITY:	650 lbs.
BOAT WEIGHT:	220 lbs.



Patriot with Tall Rail and Aluminum Deck



Patriot with Trolling Motor & Battery

Earn rewards when you shop online at pondking.com
(940) 305-6002

POND KING CHAMP

*A Handy Two-Man Fishing
or Hunting Pontoon Boat*

Specifications

OVERALL LENGTH:	10'
DECK WIDTH:	4'7"
DECK LENGTH:	8'
DECK MATERIAL:	Aluminum
FRAME MATERIAL:	Aluminum
SEAT CAPACITY:	2
WEIGHT CAPACITY:	650 lbs.
BOAT WEIGHT:	250 lbs.

*Available as a
Duck Hunting Blind*

See page 40

*Champ with Trolling Motor, Battery
Box and Wired Plugs*


POND KING SPORT

Always Ready for Action

Specifications

OVERALL LENGTH:	12'
DECK WIDTH:	6'
DECK LENGTH:	8'6"
DECK MATERIAL:	Aluminum
FRAME MATERIAL:	Aluminum
SEAT CAPACITY:	2
WEIGHT CAPACITY:	800 lbs.
BOAT WEIGHT:	350 lbs.

Makes a Perfect Work Barge



Sport w/ ProBax Seats, Extended Railing, Gate, & Bimini Top

"Well worth it!"

I've used small boats for 20 years, but the Pond King Sport is the luxury 2-man bass boat. I've had my boat for just 4 weeks, but the difference in roominess and maneuverability is unbelievable. Yes, more expensive, but this boat is well worth it.

-John | Scroggins, TX

Sport with All-Weather Seats and Anchormate





*Pro with 4 Seats, Bimini Top,
Foot Controlled Trolling Motor*

"The Pro is great!"

We've used it several times and find it to be spacious and comfortable. It's everything we thought it would be and more!!

-Charlie | Denham Springs, LA

Specifications

OVERALL LENGTH:	13'9"
DECK WIDTH:	6'6"
DECK LENGTH:	10'
DECK MATERIAL:	Aluminum
FRAME MATERIAL:	Aluminum
SEAT CAPACITY:	4
WEIGHT CAPACITY:	1,000 lbs.
BOAT WEIGHT:	475 lbs.

*Great for small ponds
or larger lakes.*



*Pro with Red ProBax Seats,
Extended Railing w/Gate &
Pontoon Steps*



*Pro with 2 Seats,
Livewell, Below-Deck
Battery Storage, Foot
Controlled Trolling Motor
& Outboard Motor*

POND KING

Our most versatile small pontoon boat **PRO**

POND KING

ULTRA

The minivan of small pontoon boats

Specifications

OVERALL LENGTH:	14'5"
DECK WIDTH:	7'
DECK LENGTH:	11'6"
DECK MATERIAL:	Aluminum
FRAME MATERIAL:	Aluminum
SEAT CAPACITY:	5
WEIGHT CAPACITY:	1,200 lbs.
BOAT WEIGHT:	650 lbs.

*The best family boat...
load up the kids!*

*Ultra with Extended Railing,
Bimini Top, Swing-Up Swim
Ladder, Pontoon Steps,
Trolling & Outboard Motors*

*Ultra w/ProBax Seats, Short
Railing, Foot Controlled Trolling
Motor, Swing-Up Swim Ladder,
Electric Anchormate, Standard Rod
Holders, Depth Finder on Pedestal,
Pontoon Steps, RoboCups,
& Black Battery Box*



POND KING ELITE

A serious fishing boat



Elite w/ Leanback Recliner & Rear Bench, Flip-Top Bench Seat, Tempres pedestal seats, Extended Railing w/Side Gate, Electric Anchormate, Console, 20 Gallon Livewell & Below-Deck Battery Box



Elite with 5 Pedestal Seats

Specifications

OVERALL LENGTH:	16'6"
DECK WIDTH:	7'6"
DECK LENGTH:	13'
DECK MATERIAL:	Aluminum
FRAME MATERIAL:	Aluminum
SEAT CAPACITY:	5
WEIGHT CAPACITY:	1,300 lbs.
BOAT WEIGHT:	850 lbs.

Tons of options to make it your own!

Elite with L-Shaped Bench Seating, Table & Bimini Top



Boat Delivery

Due to their size, our boats need to be either delivered (with mileage fees) or picked up. If you choose delivery, one of our drivers will bring your boat right to you and can either launch it in your water or leave it securely on the trailer—your choice!

Boat Shipping

We're excited to offer shipping for many of our boats across the continental U.S., including the Rebel, DIY Boat Kits, Patriot, and Ultraskiff! These boats are delivered by trusted 3rd party carriers. While we always aim for smooth sailing, we know things can happen during transit. That's why we kindly ask you to inspect your boat thoroughly before signing off on delivery—just to be sure everything arrives in perfect shape!

Boat Pickup

Of course, you can also come get your boat here at headquarters. We love having visitors, plus it saves you money. Just beware; your photo will very likely end up on our Facebook page or in our brochure.

Build Your Own Boat online at pondking.com





16'x10' Aluminum Framed Floating Dock w/ 20' Walkway, Mounted Feeder, Boat Bumpers, Cleats, & Swim Ladder

Floating Docks

WHEREVER YOU LIVE, NO MATTER HOW MUCH YOUR POND FLUCTUATES, WE HAVE A DOCK FOR YOU.


"I am most pleased!"

After my exhaustive research into floating docks, I determined that Pond King was by far the premier manufacturer in the industry. As a result, my expectations were lofty. However, once the dock, walkway and accessories were installed, Pond King far exceeded anything I could have imagined. Beyond the obvious quality of the product itself, their installation crew was incredible with respect to their skill, attention and efficiency with which they worked. I can say without reservation that my Pond King dock has transformed our ordinary stock tank into a fantastic recreational attraction that will be enjoyed by family and friends for decades to come. Many thanks to Pond King and everyone on their staff that contributed to this awesome acquisition for our ranch.

-Art | Jourdanton, TX


Help Me Choose

	DIY FLOATING DOCK KIT	ALUMINUM FRAMED FLOATING DOCK	STANDARD OR DELUXE STEEL FRAMED FLOATING DOCK
LOCATION	Continental US	Continental US	Texas or Oklahoma
DECK SIZE	8'x8' or 12'x8'	10'x8' up to 20'x10'	12'x8' up to 14'x20'
WALKWAY LENGTH	8' or 16'	10' or 20'	20' or 32'
WATER ELEVATION CHANGE	Up to 2 feet	Up to 4 feet	Up to 10 feet
INSTALLATION	Self-install	Self-install or PK install (TX & OK only)	PK install (TX & OK only)
DELIVERY METHOD	Ships via freight (fees apply)	Ship via freight or PK delivery (fees apply)	PK delivery (fees apply)



8'x8' w/ 8' Walkway

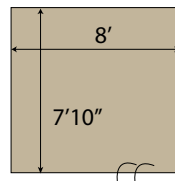
Building your own dock has never been easier! These docks are perfect for small bodies of water with little to no water fluctuation. Your Pond King floating dock kit will arrive in 4' x 8' modular sections, with the floats already attached. You can opt to have us build you a kit that's already decked with TimberTech® composite decking, or you can choose to purchase just the floats and frames from us and source the decking yourself. With these dock kits, all you need to do is attach the sections together using the included hardware, and you've got an aluminum-framed floating dock that you'll enjoy for years to come!



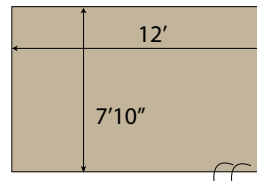
12'x8' w/ 16' Walkway

Dock Kit Sizes

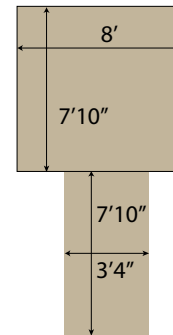
8'x8' Swim Deck w/Ladder



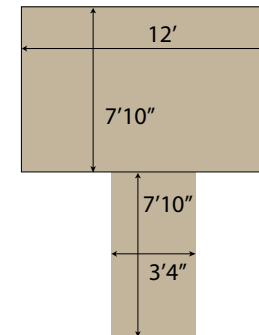
12'x8' Swim Deck w/Ladder



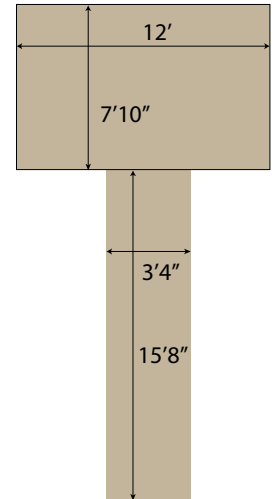
8'x8' Dock w/8' Walkway



12'x8' Dock w/8' Walkway



12'x8' Dock w/16' Walkway



DIY Floating Dock Kits

DO-IT-YOURSELF JUST GOT A WHOLE LOT EASIER!

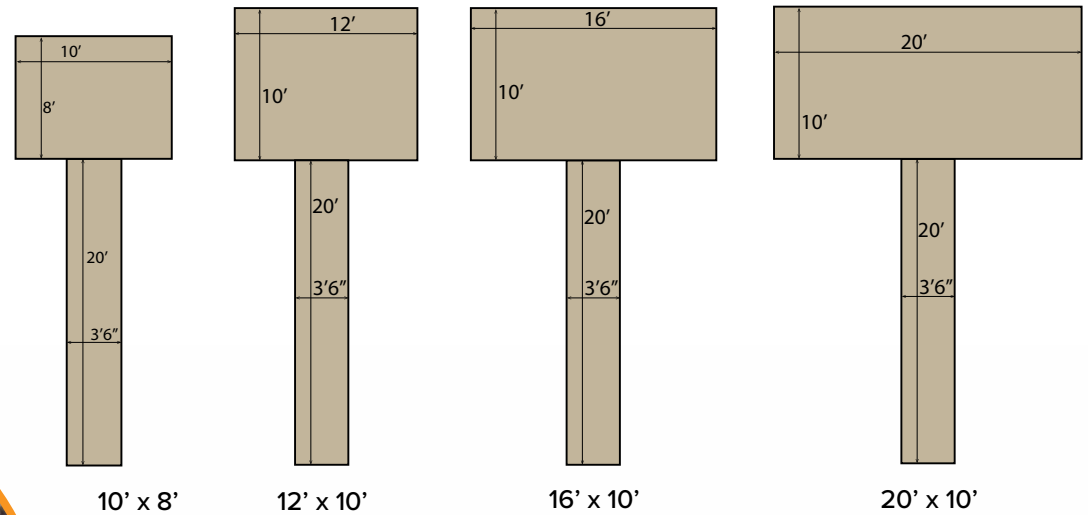
"Highly, highly recommend!"

Ordering was simple. Pond King's communication about the order was regular, helpful and thorough. Shipping and delivery was flawless. Install a breeze.

- Nicholas | Wickliffe, OH

Aluminum Framed Floating Docks

Aluminum Dock Sizes



BUILT FROM SCRATCH,
MADE TO LAST.

Maintenance Free

FRAMING

Aluminum Docks:

Welded aluminum 1.5" square tubing

Steel Docks:

Galvanized 12 gauge steel w/ 14 gauge C-Purlin bracing on 16" centers

FASTENERS AND COMPONENTS

Hot-dipped galvanized - no worry of rust!

DECKING

TimberTech® composite deck board

FLOTATION

Encapsulated polyethylene shell w/ UV inhibitors



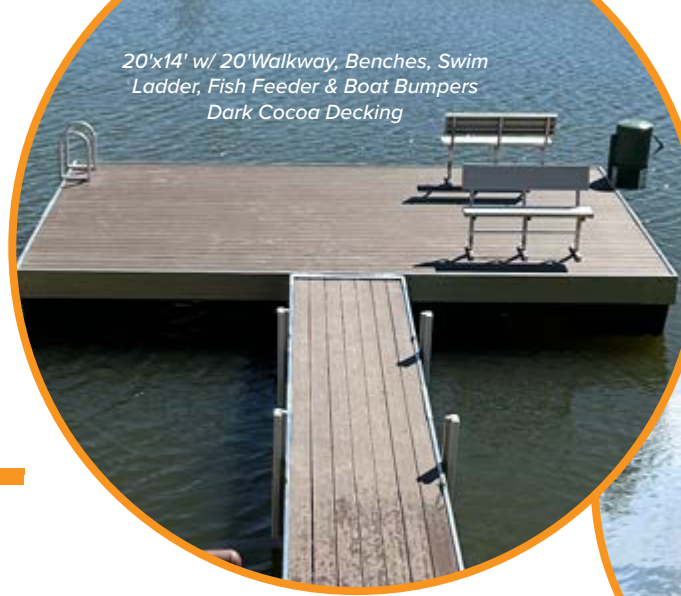
Aluminum Dock Benefits

- Low profile with deck skirting
- Customers can install themselves
- Non-permanent base

12'x10' w/ 20' Walkway
Sea Salt Gray Decking

Steel Framed Floating Docks

MULTI-HINGE SYSTEM BUILT TO WITHSTAND TEXAS AND OKLAHOMA EXTREMES.



20'x14' w/ 20' Walkway, Benches, Swim Ladder, Fish Feeder & Boat Bumpers
Dark Cocoa Decking



12'x8' w/ 32' Walkway
Swim Ladder & Fish Feeder

Standard Steel Dock Sizes

Choose your decking color



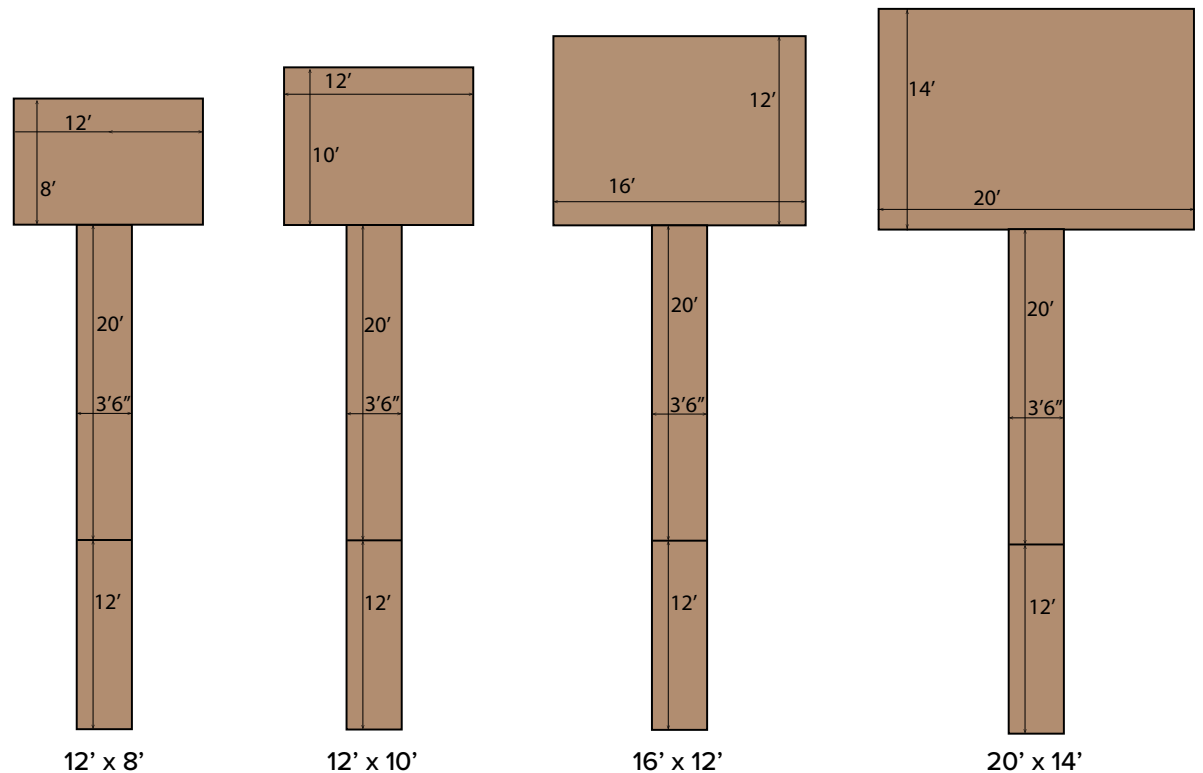
Coconut Husk



Sea Salt Gray



Dark Cocoa



Deluxe Steel Framed Floating Docks

PROFESSIONAL DELIVERY AND INSTALLATION

Choose your decking color



Coconut Husk

Sea Salt Gray

Dark Cocoa

Choose your awning color



Ash Grey

Regal White

Light Stone

Autumn Red

Hawaiian Blue

Hunter Green

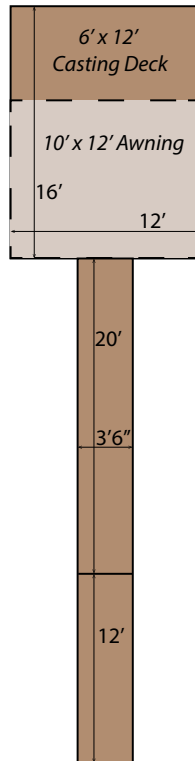
Tudor Brown

Galvalume

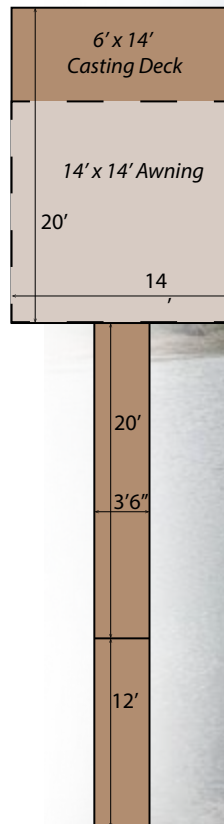


Deluxe Steel Dock Sizes

Deluxe docks offer an awning covering part of the deck and a 6' open casting area on the front. Railing can be added along the walkway and dock for extra safety.



12' x 16' Deluxe



14' x 20' Deluxe



12'x16' Deluxe w/ Railing, Benches & Slider Pole Guides
Coconut Husk Decking

Turn Key Service

DOCKS ARE BUILT ENTIRELY AT OUR FACILITY AND LOADED ONTO A TRAILER FOR DELIVERY TO YOUR POND OR LAKE. MOST DOCK INSTALLATIONS ARE FINISHED THE SAME DAY, SO YOU CAN START ENJOYING YOUR NEW DOCK RIGHT AWAY!



14'x20' Deluxe w/ 20' Walkway
Railing & Swim Ladder
Coconut Husk Decking



"Great service and product!"

My order was done completely on line and on the phone. Their communication was excellent throughout the build. When it came time for delivery, they called and gave us a time to meet and they were on time and very efficient on the install. We love our fishing pier/boat dock. Thank y'all so much!!!

- Donnie | Crockett, TX



14'x20' Deluxe w/ 32'
Walkway, Railing, Bench,
Swim Ladder & Table
Sea Salt Gray Decking

POND KING

DUCKBUSTER

*A hunting pontoon with
"double drop" shooting panels*

Duck Hunting Blinds

NEVER LET SHOOTING PANELS
RUIN YOUR SHOT AGAIN.



*DuckBuster w/ Cones Dog Platform,
& Fast Grass*



Sliding Dog Ladder

Standard Features

- Double-drop shooting panels
- Green paint and heavy duty fencing
- (1) Off-deck battery tray
- Rear transom
- (4) Anchor poles
- (2) Ammo trays
- (4) Mossy Oak Shadow Grass
camo seats w/ pull-out posts



POND KING SKID BLIND

*Designed for those
tough-to-get-to hunting spots*

Standard Features

- Green exterior paint and heavy duty fencing
- 7' Painted aluminum bench
- Independently adjustable skid supports (12"-36" range)

Popular Add-Ons

- Floats (Set of 2 pontoons - 12" diameter x 6' long)
- Fast Grass Mats - (not installed)
- Back rest on bench
- Bolt-on removable dog platform w/ fixed ladder
- Galvanized platform & legs



Skid Blind w/ Fast Grass



Dog Box, Ladder, and
Float Options



Standard Model



Specifications

	CHAMP W/ DUCK BLIND	DUCK BUSTER
BLIND LENGTH	7'6"	12'
BLIND WIDTH	4'	6'
BLIND AREA	37 sq. ft.	72 sq. ft.
SEAT CAPACITY	2	4
SEATS INCLUDED	(2) Grey Tempres All-Weather w/ pull-out posts	(4) Camo Tempres All-Weather w/ pull-out posts
WEIGHT CAPACITY	650 lbs.	1,200 lbs.
MOTOR HP CAPACITY	3.5 hp	10 hp
BOAT WEIGHT	250 lbs.	850 lbs.
OVERALL BOAT LENGTH	10'	15' (w/ blunt ends) 17'7" (w/ cones)
LENGTH ON TRAILER	18'8"	22'

Specifications

	SKID BLIND
BLIND LENGTH	7'8"
BLIND WIDTH	4'
BLIND AREA	31 sq. ft.
SEAT CAPACITY	3-4
SEATS INCLUDED	7' Long Bench
SKID DIMENSIONS	6" x 34" (32" sit flat on ground)
SKID SUPPORT ADJUSTMENT RANGE	12" - 36"
OVERALL LENGTH W/ SKIDS	10'4"
OVERALL LENGTH W/ SKIDS & DOG PLATFORM	11'5"
APPROXIMATE WEIGHT	300 lbs.

Check us out online at pondking.com | (940) 305-6002

Deer Blinds & Feeders

WE DON'T MANUFACTURE THESE
BLINDS AND FEEDERS, BUT THEY
ARE THE ONES WE USE ON OUR
OWN PROPERTIES

Corn Feeder

- 600 lbs. or 1,000 lbs. capacity
- Includes motor, timer & battery
- 52" fill height
- Fits in standard truck bed



Ranch King
Mighty Buck
Corn Feeder

Economy Blinds

- Available as 5' x 6' or 6' x 6' w/ 5', 8' or 12' tower
- Gun or Combo Windows
- Steel tubing construction



Ranch King
5'x6' Economy Blind
with 5' Tower



Tank Blind on 4'
Skid Platform

Protein Feeders

- 750 lbs. & 1,350 lbs. protein capacity
- 16 gauge sheet steel
- 45 degree angle interior cone
- Four 6" x 6" bottom mounted tubes
- Angled skirts for easy maneuvering



4-Tube Protein Feeder



EZ Reach Corn Feeder

Corn Feeders

- 400 lbs. or 700 lbs. corn capacity
- 16 gauge sheet steel
- "EZ Reach" - Fill height 5'
- Broadcast style feeder
- Includes 12V "The Timer" Control Unit, Motor & Solar Panel

Tank Blinds

- 7'7" Wide x 6'8" Tall
- Material: Impact Resistant Hybrid Polyethylene
- 100% UV Resistant
- Available on towers or skids



Authorized Distributor

Bringing Ponds Alive

SINCE 1995

We've made it this far by building our business one happy customer at a time. We enjoy what we do, and we love visiting with our customers, so stop by whenever you are in the neighborhood. We'll feed the fish for you.

30
years
POND KING
INC.
1995 | 2025

5924 W US HIGHWAY 82
GAINESVILLE, TX 76240
(940) 305-6002
WWW.PONDKING.COM